


MAXIFORCE[®]

DIESEL ENGINE PARTS



Replacement parts for the following engines:

Caterpillar[®] Cummins[®] John Deere[®] IH/Navistar[®] Perkins[®] Yanmar[®]
Mitsubishi[®] Shibaura[®] Kubota[®] Thermo King[®] & Komatsu[®]

www.maxiforce.com



1.800.414.2095



A U.S. GLOBAL COMPANY



Registered to ISO 9001



THE LEADING BRAND IN LIGHT TO MEDIUM DIESEL ENGINE PARTS

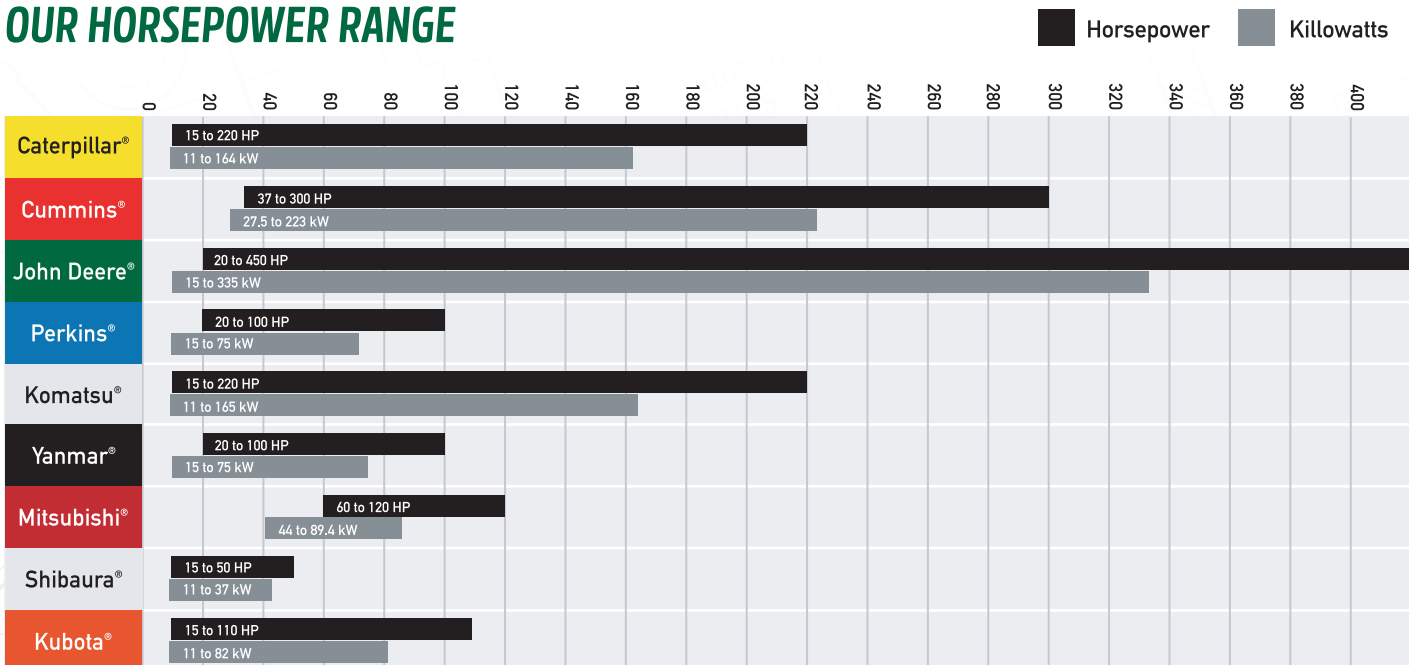
Maxiforce, celebrating 25 years in business, is a brand devoted to manufacturing and distributing diesel engine parts for **Caterpillar**, **Cummins**, **John Deere**, **Komatsu**, **Perkins**, **Yanmar**, **Mitsubishi**, **Shibaura**, **Kubota**, **International Harvester**, **Navistar**, and **Thermo King** engines, that are also used by popular OE brands such as **Bobcat**, **Komatsu**, **Takeuchi**, **Volvo**, **Hitachi**, **Hyundai**, **FG Wilson**, **Olympian**, and many more.

Our range of engine replacement parts includes the most complete Overhaul (Out of Frame) and In-Frame Kits on the market. We also offer a wide range of individual parts and components, including Pistons, Ring sets, Crankshafts, Camshafts, Oil and Water Pumps, Injectors, Gaskets, Seals, and many other internal diesel engine parts. Most importantly we are a solid source for technical support and information.

OUR ENGINE RANGE BY MODEL

Caterpillar	3013 • 3014 • 3024 • 3034 • 3044 • 3046 • 3054 • 3056 • 3064 • 3066 • C2.2 • C2.2 CRDI • C3.3 • C4.4 • C6.6
Cummins	B & C Series 3.9 Liters • 4.5 Liters • 5.9 Liters • 6.7 Liters • 8.3 Liters
John Deere	300 • 400 • 500 • Power Tech • 3029 • 4045 • 6068 • 6081 • 6090 • Yanmar® Series
Perkins	3.152 • 4.108 • 4.203 • 4.212 • 4.236 • 4.248 • 4.318 • 6.354 • 104-22 • 403C-15 • 403D-15 • 404C-22 • 404D-22 • 404F-22 • 704-30 • 804C-33 • 804D-33 • 1004.40 • 1004.42 • 1006.60 • 1103 • 1104 • 1106
Yanmar	3 & 4TNE84 • 3 & 4TNE84T • 3 & 4TNE88 • 4TNE94 • 4TNE98 • 3TNE84T • 4TNE106D & T • 3 & 4TNV84 • 4TNV84T • TK486 • TK486V • Marine • 3JH3 • 3JH3E • 4JH3 • 3JH4 • 3JH5 • 4JH4-TE • 4JH4-HTE • 4JH5E
Mitsubishi	S4S • S4S DT • S4K • S6S • S6S D • S6S DT • S6K
Shibaura	N4LDI • N843 • N843L • N844 • N844T • N844L • N844LT • N844L-D • N844LT-D • N844LTA-D • N844L-F • N844LT-F
Kubota	V1702 • V2003 • V2203 • V2403 • V3300 • V3800

OUR HORSEPOWER RANGE



NEW WEBSITE SEARCH TOOLS - ENHANCED SEARCH CAPABILITIES

BASIC SEARCH

Search here..

i Search Criteria

Search Criteria:		✕ CLOSE	
JD Engine Model:	4045TT581	Maxiforce p/n:	TRE66820
Engine Model:	4.236	Machine Mod:	PC45-1
Perkins Build No:	VK	Cummins CPL:	954
Cat Eng. Arr.:	207-1080	JD Block (m):	R53240
Piston No:	RE59277	Piston (m):	6153
Con Rod No:	R71074	OEM Part #:	RE526966

Click on the Search Criteria tab to view examples of searchable terms and choose the equal term for your engine or machine. Type the suitable information in the search bar and click on the magnifying glass.

Search by ENGINE BRAND

SEARCH BY ENGINE BRAND

Select engine brand:

CATERPILLAR

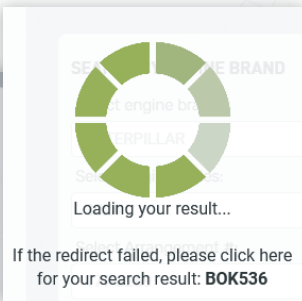
Select engine series:

3024

Select Arrangement #:

- PLEASE SELECT -

CLEAR SEARCH ✕



Select your engine brand name, engine model or series, and the engine identifying option, for example arrangement #. The selection automatically redirects you to the catalog page to view our full offering:

CATERPILLAR 3024/C					AVAILABLE EQUIPMENT MODELS	PRINT THIS PAGE
ENGINE MODEL: 3024/C	ENGINE DESCRIPTION: NATURALLY ASPIRATED	ENGINE DATA: ESN: E2M1-UP, 4RF, GGA05643	ENGINE INFO: 4 Cyl	ENGINE DIMENSIONS: Bore: 3.3 in / 84.00 mm Stroke: 3.9 in / 100.00 mm Displacement: 134 in ³ / 2.216 Lt		
 1) Engine O/H Kit • BOK536 Std. Click to view kit content • BOK537 0.50 Click to view kit content	 1) Piston & Ring Kit • B297-3080 Std. • B297-3080B 0.50 4 Per Engine 2) Ring Set	 Main Bearing Set • B154-1203 Std. • B141-7163 0.010 • B161-7164 0.020 Set of 4 Pairs	 Con Rod Bearing Set • B146-7808 Std. • B307-9855 0.010 • B307-9856 0.020 Set of 4 Pairs	 1) Thrust Washer • B154-1230/31 Std. Set of 3 Pcs 2) Crank Bushing • B296-6914 Std.		

Search by MACHINE BRAND

SEARCH BY MACHINE BRAND

Select machine brand:

JOHN DEERE

Select machine type:

BACKHOE

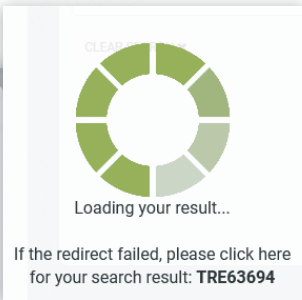
Select machine model:

410D

Select engine model:

- PLEASE SELECT -

CLEAR SEARCH ✕



Select your machine brand name, machine type, machine model, and the engine identifying option, for example engine model #. The selection automatically redirects you to the catalog page to view our full offering:

JOHN DEERE 4.276D LARGE PIN					AVAILABLE EQUIPMENT MODELS	PRINT THIS PAGE
ENGINE SERIES: 300	ENGINE MODEL: 4.276D	ENGINE DESCRIPTION: Large Pin	ENGINE INFO: 4 Cyl	ENGINE DIMENSIONS: Bore: 4.19 in / 106.5 mm Pin Ø: 1.625 in / 41 mm		
 1) Engine O/H Kit • TRE63694 Click to view kit content 2) Engine I/F Kit • TK63694 Click to view kit content	 Piston-Liner Kit • TRE28966 Consists of: a) TRE28919 b) TRE66820 c) TR014320	 Main Bearing • TRE27352 Std. • TRE27353 0.010 • TRE27360 0.020 • TRE27368 0.030 Use 4	 Thrust Bearing • TAT21139 Std. • TAT21132 0.010 • TAT21134 0.020 • TAT21136 0.030 Use 1	 Con Rod Bearing • TAR97517 Std. • TAR97653 0.010 • TAR97654 0.020 • TAR97655 0.030 Use 4		

OUR 3 DISTRIBUTION CENTERS

Covering 90% of the continental U.S. in 1-2 days ground shipments.



Shipping times



—since—
1994

DORAL, FL ■ ANDERSON, IN ■ SANTA FE SPRING, CA